

Scaled data based on original data using
LM-79-08 Approved Method: Electrical and Photometric Measurements of Solid-
State Lighting Products

Test Report Prepared for
Cooper Lighting Solutions
(formerly Eaton)

Brand: STREETWORKS

Report Number: P317306

Luminaire Tested: **GAN-SA2A-722-U-RW**

Issue Date: 3/3/2020

Test Information

Test Method: LM-79-08
Report Number: P317306
TEST IS SCALED FROM IESNA LM-79-08 TEST DATA (G2-1903-205-7)
Test Lab: INNOVATION CENTER
Issue Date: 3/3/2020
Manufacturer: COOPER LIGHTING SOLUTIONS (FORMERLY EATON)
Product Line: STREETWORKS
Catalog Number: GAN-SA2A-722-U-RW
Description: GALLEON AREA AND ROADWAY LUMINAIRE
(2) 70 CRI, 2200K, 615mA LIGHTSQUARES WITH 16 LEDS EACH AND RECTANGULAR WIDE OPTICS
Light Source: -
Ballast/Driver: ELECTRONIC DRIVER

Summary

Lumens per Lamp: N/A
Luminaire Lumens: 7164 lumens
Efficiency: N/A
Efficacy: 108.5 lumens/watt
Luminous Opening: Rectangular (W 0.5' x L: 1' x H: 0')
IES Classification: Type III - Short
BUG Rating: B3 - U0 - G3

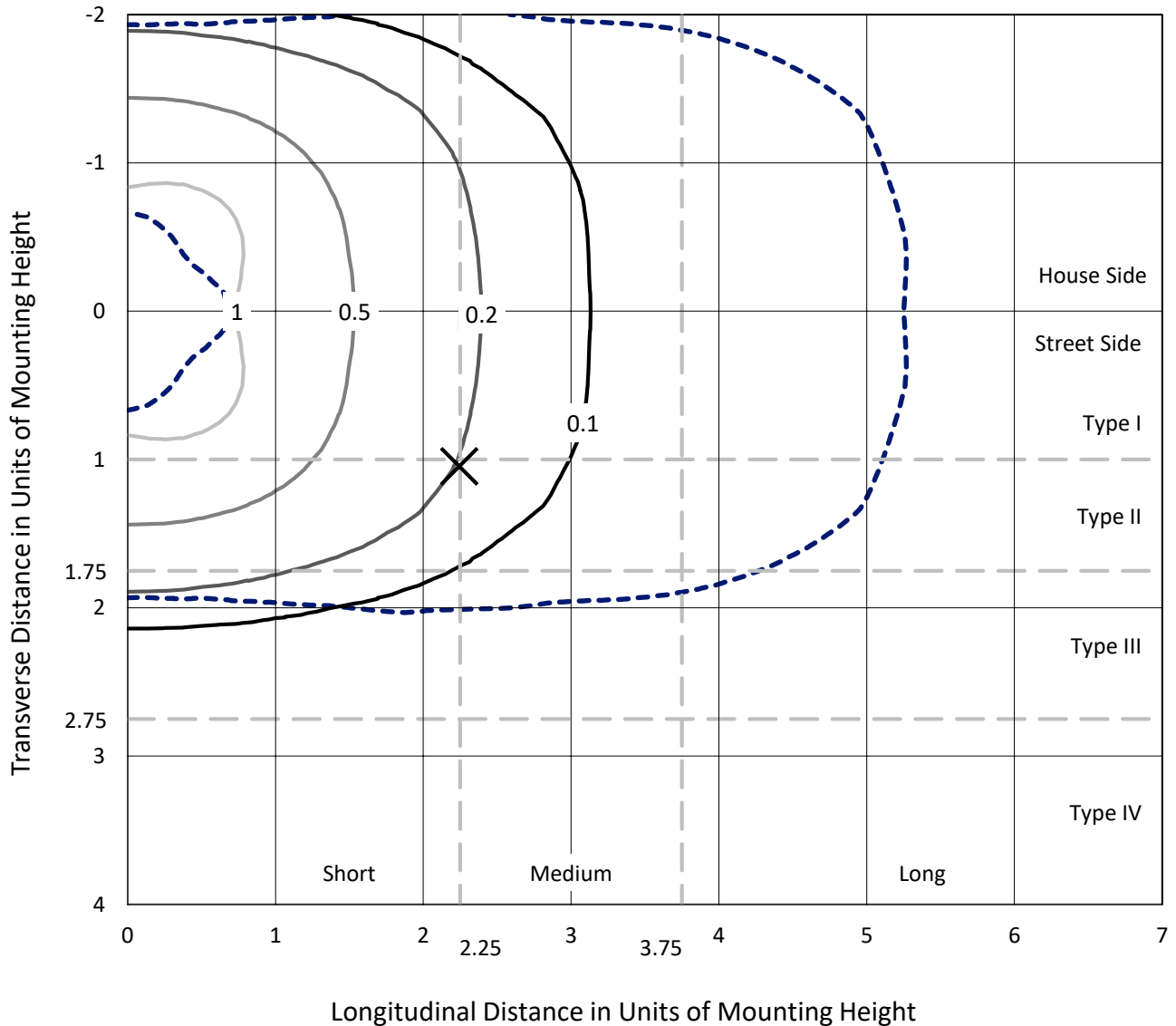
Input Watts (W): 66
Input Voltage (V): NR
Input Current (Ain): NR
Voltage Rise (V): NR
Power Factor: NR
Total Harmonic Distortion (THDi): NR
Frequency (hertz): 60
Stabilization Time: NR
Operation Time: NR
Ambient Temperature (°C): NR
Test Distance: 24 FT



REPORT NUMBER: P317306
 CATALOG NUMBER: GAN-SA2A-722-U-RW

Iso-Footcandle Lines of Horizontal Illumination

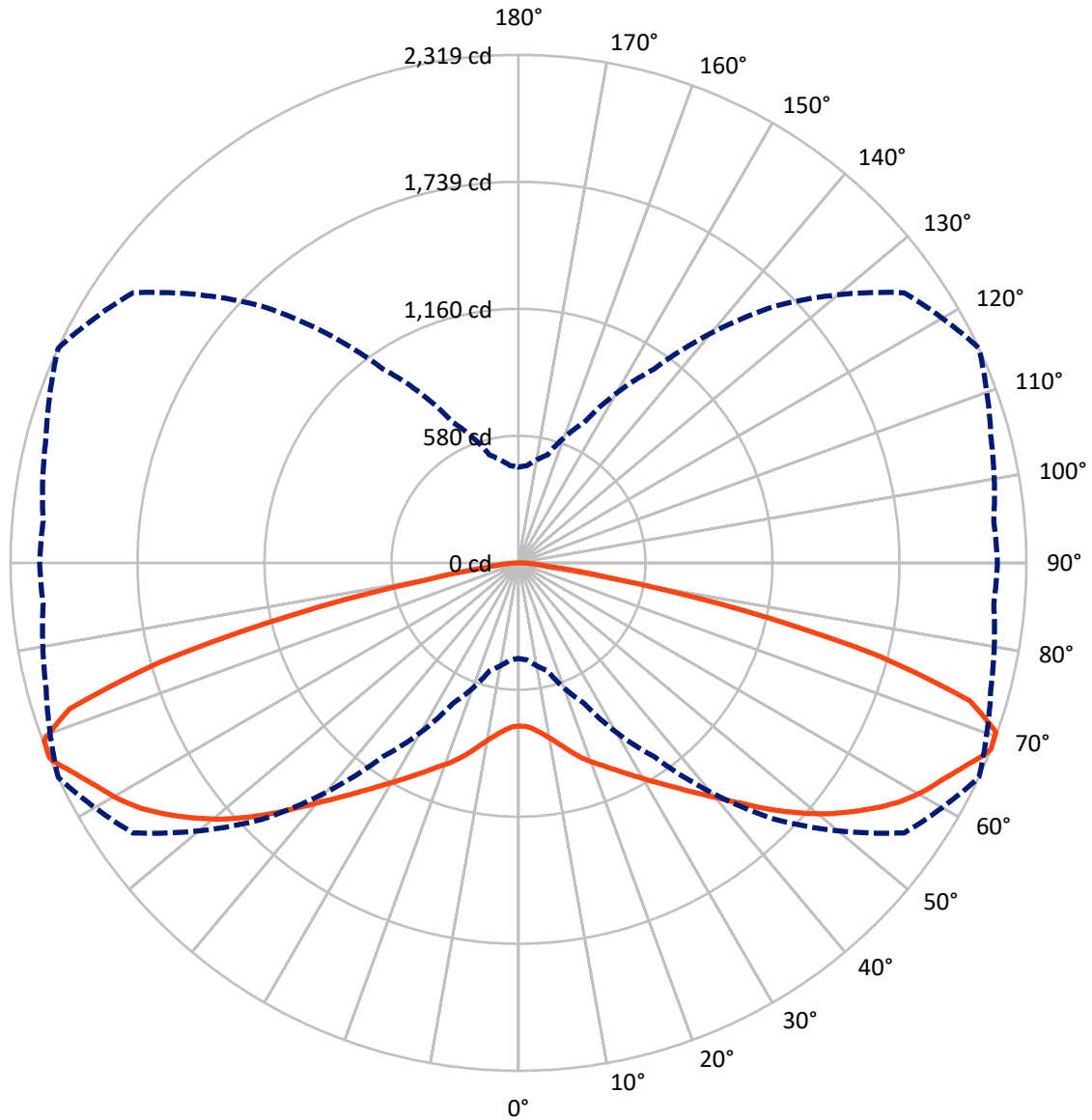
× Max cd
 - - - 1/2 Max cd



Based on 25 foot mounting height. Maximum calculated value = 1.4 fc
 Type III - Short - N/A

REPORT NUMBER: P317306
CATALOG NUMBER: GAN-SA2A-722-U-RW

Luminous Intensity Polar Plot



— Vertical Plane Through 65-Deg Lateral - - - Horizontal Cone Through 68-Deg Vertical

REPORT NUMBER: P317306
 CATALOG NUMBER: GAN-SA2A-722-U-RW

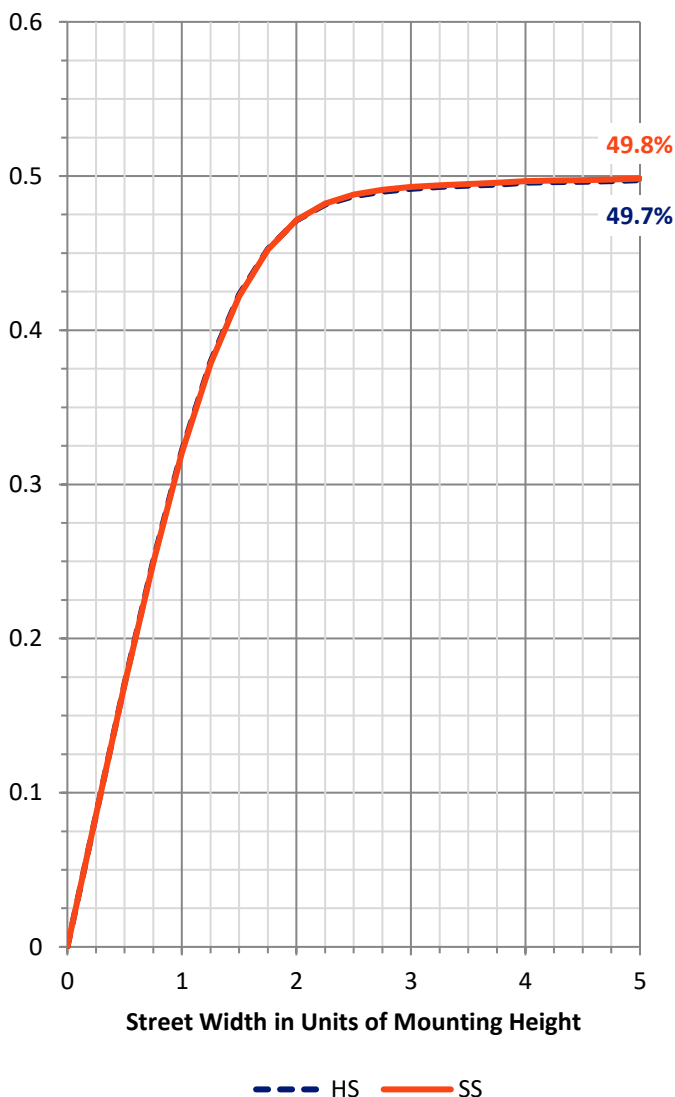
FLUX DISTRIBUTION:

		Downward	Upward	Total
House Side	Lumens	3582.0	0.0	3582.0
	% Fixture	50.0	0.0	50.0
Street Side	Lumens	3582.0	0.0	3582.0
	% Fixture	50.0	0.0	50.0
Total	Lumens	7164.0	0.0	7164.0
	% Fixture	100.0	0.0	100.0

ZONAL LUMENS:

Zone	Lumens	% Fixture
0°-10°	72.9	1.0
10°-20°	244.2	3.4
20°-30°	476.1	6.6
30°-40°	799.9	11.2
40°-50°	1260.3	17.6
50°-60°	1685.4	23.5
60°-70°	1638.4	22.9
70°-80°	895.7	12.5
80°-90°	91.1	1.3
90°-100°	0.0	0.0
100°-110°	0.0	0.0
110°-120°	0.0	0.0
120°-130°	0.0	0.0
130°-140°	0.0	0.0
140°-150°	0.0	0.0
150°-160°	0.0	0.0
160°-170°	0.0	0.0
170°-180°	0.0	0.0
0°-90°	7164.0	100.0
0°-180°	7164.0	100.0

Coefficient of Utilization

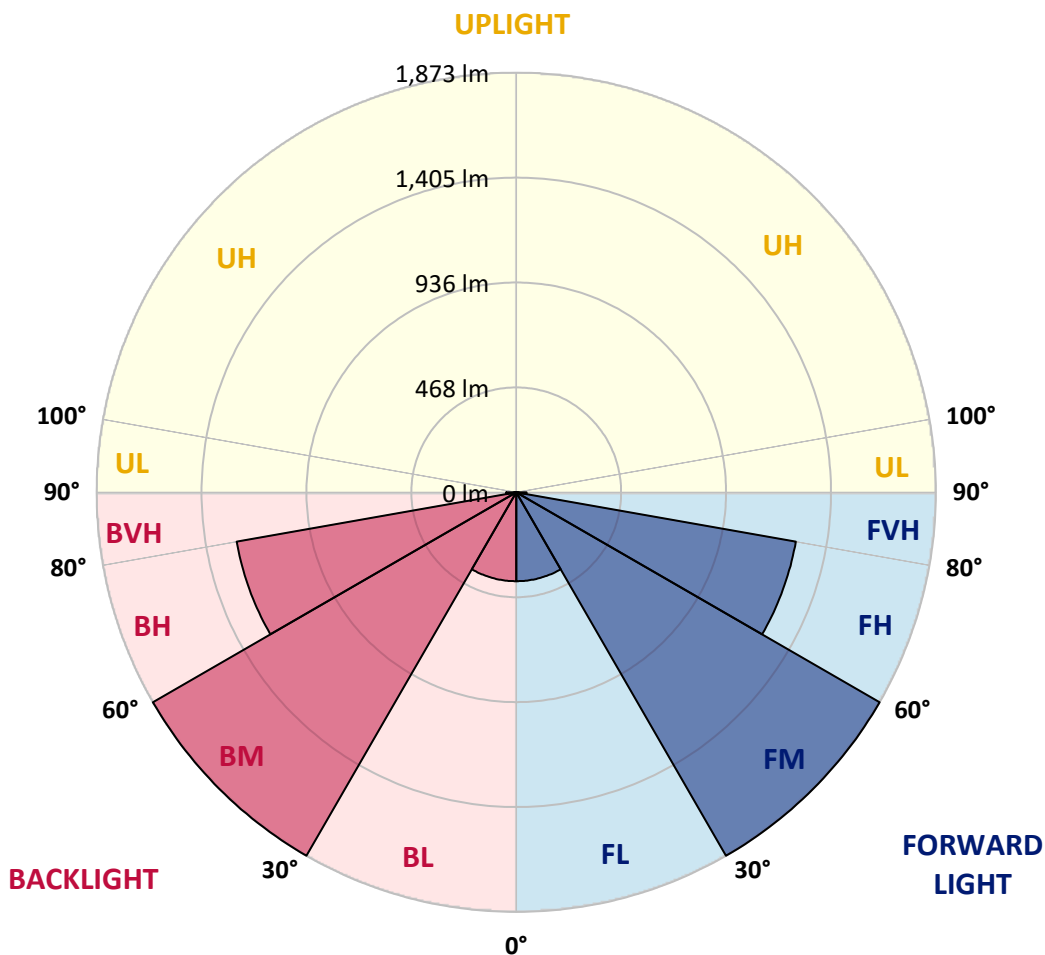


REPORT NUMBER: P317306
 CATALOG NUMBER: GAN-SA2A-722-U-RW

LUMINAIRE CLASSIFICATION SYSTEM LUMEN TABLE AND BUG RATING:

Zone	Lumens	% Fixture	Zone Rating/Lumen Limit		
			B	U	G
FL (0°-30°)	396.6	5.5			
FM (30°-60°)	1872.8	26.1			
FH (60°-80°)	1267.1	17.7			G1/1800
FVH (80°-90°)	45.5	0.6			G1/100
BL (0°-30°)	396.6	5.5	B1/500		
BM (30°-60°)	1872.8	26.1	B2/2500		
BH (60°-80°)	1267.1	17.7	B3/2500		G3/2500
BVH (80°-90°)	45.5	0.6			G1/100
UL (90°-100°)	0.0	0.0		U0/0	
UH (100°-180°)	0.0	0.0		U0/0	

BUG Rating: B3-U0-G3
 Type III Short





REPORT NUMBER: P317306
 CATALOG NUMBER: GAN-SA2A-722-U-RW

CANDELA DISTRIBUTION (FULL):

	0°	5°	15°	25°	35°	45°	55°	65°	75°	85°	90°
0°	744.9	744.9	744.9	744.9	744.9	744.9	744.9	744.9	744.9	744.9	744.9
2.5°	739.6	739.8	741.0	742.5	743.7	746.8	747.5	748.7	749.2	750.4	750.4
5°	733.1	733.6	736.5	740.3	744.6	752.3	757.9	764.1	767.2	770.6	770.3
7.5°	732.4	733.6	737.7	743.9	751.1	763.9	775.4	787.9	796.3	804.0	803.5
10°	739.8	741.8	747.5	756.9	767.7	783.6	800.6	817.4	832.1	843.9	844.3
12.5°	751.1	753.5	762.7	776.8	793.2	813.6	833.8	852.7	872.9	890.5	891.9
15°	766.0	769.1	782.8	804.0	829.0	853.2	874.8	894.3	917.6	941.9	944.3
17.5°	788.1	792.4	810.5	839.0	872.0	898.6	921.2	935.9	955.3	980.3	984.9
20°	821.8	827.3	850.1	884.2	924.3	952.2	969.5	972.6	982.2	1004.6	1009.8
22.5°	865.5	870.3	895.7	936.3	981.3	1011.5	1020.6	1008.2	1007.2	1025.2	1030.3
25°	914.2	918.6	948.1	993.7	1042.0	1075.4	1075.2	1050.9	1034.1	1048.0	1053.3
27.5°	969.0	975.7	1004.1	1052.1	1103.8	1136.7	1134.7	1097.3	1065.3	1068.9	1073.5
30°	1031.9	1039.4	1067.0	1115.8	1167.4	1199.6	1197.2	1147.7	1099.7	1090.1	1093.4
32.5°	1110.0	1118.9	1145.1	1193.1	1238.8	1267.8	1260.9	1202.5	1141.0	1120.1	1123.2
35°	1203.9	1209.2	1236.8	1284.2	1321.1	1341.1	1326.4	1265.9	1193.4	1168.1	1168.1
37.5°	1299.0	1303.1	1334.1	1380.0	1415.8	1426.4	1397.8	1335.3	1261.8	1226.0	1226.7
40°	1390.3	1401.4	1436.2	1483.3	1518.6	1521.5	1483.5	1414.6	1338.0	1301.0	1305.3
42.5°	1485.7	1496.5	1538.1	1591.4	1622.6	1627.4	1583.0	1503.5	1424.0	1393.9	1398.7
45°	1570.7	1579.4	1627.4	1689.4	1728.3	1740.8	1688.2	1605.3	1516.9	1487.6	1488.8
47.5°	1630.1	1641.3	1694.2	1767.2	1823.9	1843.1	1791.5	1704.5	1608.4	1572.9	1576.0
50°	1683.9	1689.9	1743.4	1823.2	1895.2	1934.9	1890.7	1802.5	1700.9	1663.2	1666.6
52.5°	1713.9	1721.6	1773.5	1856.6	1941.8	2005.7	1978.8	1890.7	1790.3	1753.5	1757.6
55°	1693.0	1698.8	1761.0	1864.0	1970.7	2049.5	2053.5	1976.9	1878.0	1845.8	1857.3
57.5°	1597.9	1605.1	1681.0	1816.0	1974.3	2079.0	2109.8	2056.9	1959.9	1933.7	1940.4
60°	1449.2	1453.7	1534.7	1686.5	1904.1	2091.3	2145.5	2122.2	2040.1	2013.9	2023.0
62.5°	1184.2	1191.0	1287.8	1491.2	1755.9	2055.0	2180.1	2176.3	2114.8	2090.8	2098.9
65°	809.5	821.3	928.4	1185.7	1527.5	1944.0	2211.6	2239.2	2180.9	2150.6	2161.4
67.5°	488.8	497.5	575.1	782.8	1168.9	1720.1	2179.2	2310.8	2227.5	2178.7	2187.6
68°	436.9	444.9	509.7	706.5	1081.2	1657.0	2149.6	2319.0	2232.5	2178.2	2186.1
70°	264.0	269.3	312.8	436.7	720.9	1314.4	1948.1	2312.2	2264.7	2184.9	2189.5
72.5°	172.0	173.7	180.9	224.1	368.2	735.0	1462.2	2154.7	2313.0	2224.1	2223.4
75°	142.9	142.0	142.7	147.7	181.6	322.4	854.4	1702.1	2204.9	2162.4	2147.2
77.5°	120.8	120.1	119.9	120.1	121.5	155.7	370.9	1060.3	1687.2	1912.8	1926.2
80°	97.8	96.8	99.9	98.5	94.2	96.8	155.4	441.0	795.3	855.6	801.8
82.5°	71.1	67.5	81.0	77.1	73.5	68.2	85.8	142.4	189.8	130.2	91.5
85°	54.8	50.9	61.5	59.1	50.4	34.8	50.9	69.7	76.9	44.0	34.6
87.5°	22.3	23.5	44.4	35.1	29.5	16.8	20.9	27.9	37.5	18.7	14.4
90°	0.0	0.0	0.0	0.0	0.0	0.0	0.0	0.0	0.0	0.0	0.0

(END OF REPORT)